

BMO S&P/TSX 60 Index ETF – ZIU

BMO S&P/TSX 60 Index ETF – ZIU is designed for equity investors who want exposure to the 60 largest companies by market capitalization that are listed on the Toronto Exchange. The ETF will attempt to replicate the constituent securities of the S&P/TSX 60 index. ZIU can be used to gain a more concentrated exposure to Canada’s largest and most liquid publicly traded companies.

**BMO S&P/TSX
60 Index ETF**

ZIU

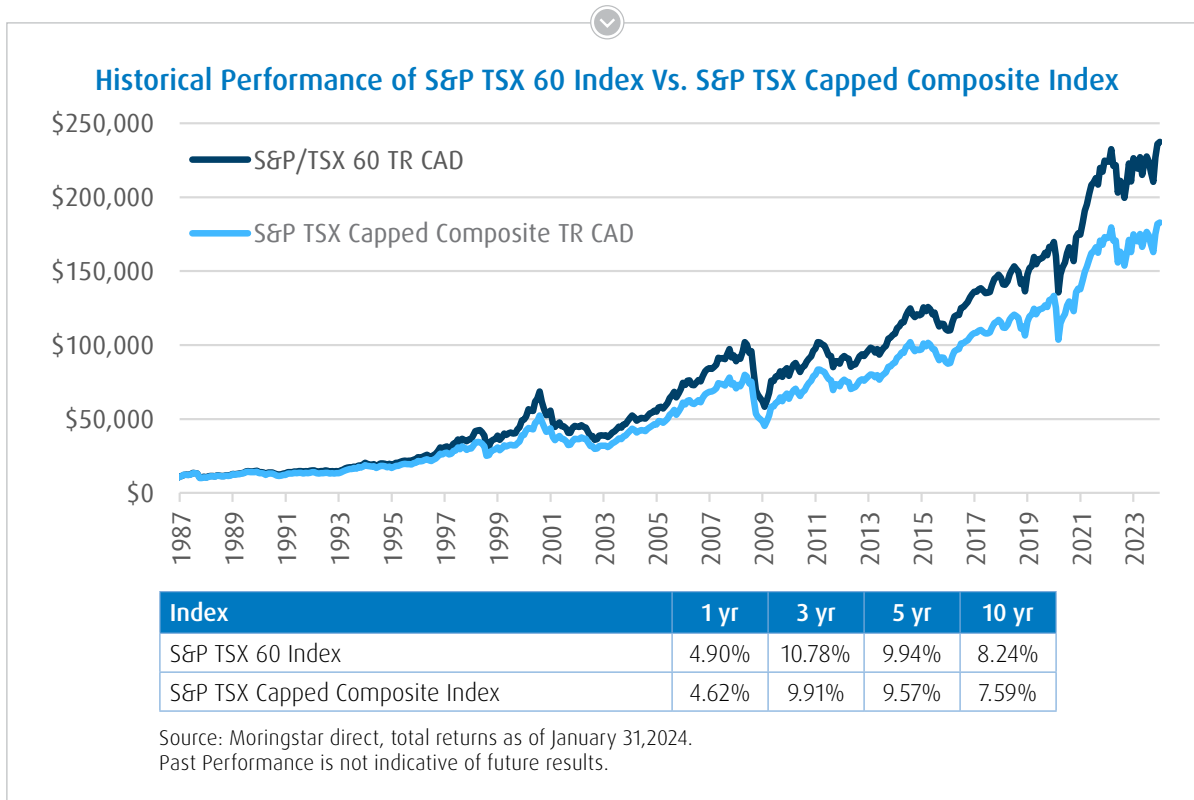
Mgmt. Fee: 0.13
Risk Rating: Medium

Key Facts

ETF Ticker:	ZIU	Benchmark:	S&P/TSX 60 Index
Management fee:	0.13	Risk rating:	Medium*
Distribution frequency:	Quarterly	Current Net Asset Value per share:	\$48.81**

* Risk is defined as the uncertainty of return and the potential for capital loss in your investments

** *As of January 31, 2024. A higher current NAV per share can potentially provide trading cost efficiencies for purchasers that pay per unit commissions.*

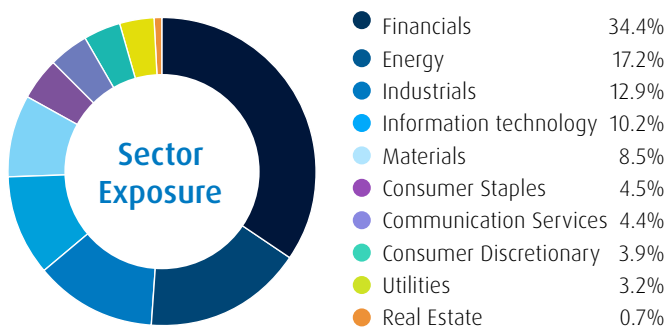


Holding Compositions Comparison

S&P TSX 60 INDEX

Number of constituents 60

Weight top 10 constituent 44.6%



Source: S&P Dow Jones Indices, as of January 31, 2024.

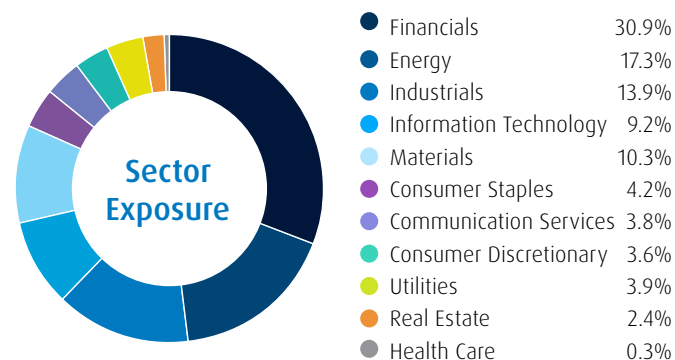
Top 10 Holdings

Ticker	Company	Weight	Sector
RY	Royal Bank Of Canada	7.57%	Financials
TD	Toronto Dominion	6.14%	Financials
SHOP	Shopify Subordinate Voting Inc CLA	5.40%	Information Technology
ENB	Enbridge Inc	4.15%	Energy
CP	Canadian Pacific Kansas City Ltd	4.03%	Industrials
CNR	Canadian National Railway	3.97%	Industrials
CNQ	Canadian Natural Resources Ltd	3.83%	Energy
BMO	Bank Of Montreal	3.76%	Financials
BN	Brookfield Corp	3.19%	Financials
BNS	Bank Of Nova Scotia	3.07%	Financials

S&P TSX CAPPED COMPOSITE INDEX

Number of constituents 225

Weight top 10 constituent 36.0%



Source: S&P Dow Jones Indices, as of January 31, 2024

Top 10 Holdings

Ticker	Company	Weight	Sector
RY	Royal Bank Of Canada	6.15%	Financials
TD	Toronto Dominion	4.99%	Financials
SHOP	Shopify Subordinate Voting Inc CLA	4.39%	Information Technology
ENB	Enbridge Inc	3.37%	Energy
CP	Canadian Pacific Kansas City Ltd	3.27%	Industrials
CNR	Canadian National Railway	3.22%	Industrials
CNQ	Canadian Natural Resources Ltd	3.11%	Energy
BMO	Bank Of Montreal	3.04%	Financials
BN	Brookfield Corp	2.58%	Financials
BNS	Bank Of Nova Scotia	2.50%	Financials

* The S&P TSX Capped Composite Index imposes capped weights of 10% on all the constituents included.



Any statement that necessarily depends on future events may be a forward-looking statement. Forward-looking statements are not guarantees of performance. They involve risks, uncertainties and assumptions. Although such statements are based on assumptions that are believed to be reasonable, there can be no assurance that actual results will not differ materially from expectations. Investors are cautioned not to rely unduly on any forward-looking statements. In connection with any forward-looking statements, investors should carefully consider the areas of risk described in the most recent simplified prospectus.

This communication is intended for informational purposes only and is not, and should not be construed as, investment and/or tax advice to any individual. Particular investments and/or trading strategies should be evaluated relative to each individual's circumstances. Individuals should seek the advice of professionals, as appropriate, regarding any particular investment.

Commissions, management fees and expenses all may be associated with investments in exchange traded funds. Please read the fund facts or prospectus before investing. Exchange traded funds are not guaranteed, their values change frequently and past performance may not be repeated. For a summary of the risks of an investment in the BMO ETFs, please see the specific risks set out in the prospectus. BMO ETFs trade like stocks, fluctuate in market value and may trade at a discount to their net asset value, which may increase the risk of loss. Distributions are not guaranteed and are subject to change and/or elimination.

BMO ETFs are managed by BMO Asset Management Inc., which is an investment fund manager and a portfolio manager, and a separate legal entity from Bank of Montreal. BMO Global Asset Management is a brand name that comprises BMO Asset Management Inc. and BMO Investments Inc.

®/™Registered trademarks/trademark of Bank of Montreal, used under licence