

# Innovative Solutions to Navigate the Market

BMO ETF Based Mutual Funds  
and Active ETF Series

# Table of Contents

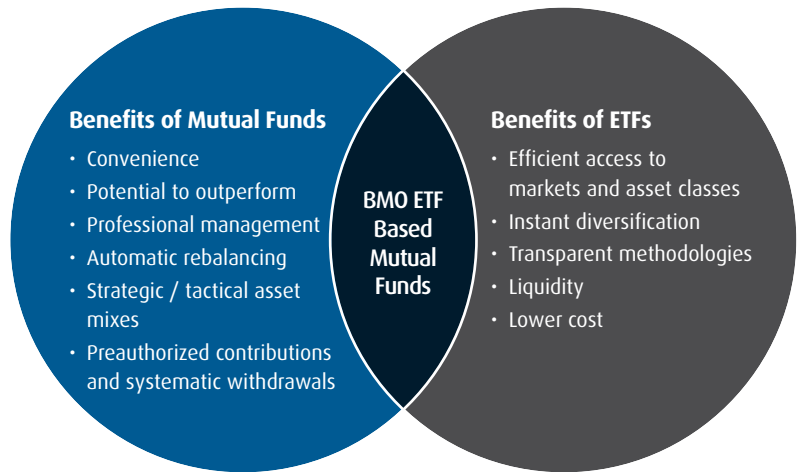
<b>Bringing Together the Best of Both Worlds</b>	<b>1</b>
<b>BMO ETF Based Mutual Fund Roadmap</b>	<b>2</b>
<b>Index Funds</b>	
BMO Canadian Equity ETF Fund	3
BMO U.S. Equity ETF Fund	3
BMO U.S. Dollar Equity Index Fund	3
BMO International Equity ETF Fund	3
BMO Nasdaq 100 Equity ETF Fund	3
BMO Global Quality ETF Fund	3
BMO Canadian Banks ETF Fund	3
BMO Clean Energy ETF Fund	3
BMO Aggregate Bond ETF Fund	3
BMO Corporate Bond ETF Fund	3
<b>Strategic Asset Allocation Funds</b>	
BMO ETF Portfolios	4
BMO USD ETF Portfolios	4
<b>Enhanced Cash Flow Funds</b>	
BMO Premium Yield ETF Fund	5
<b>Enhanced Dividend Funds</b>	
BMO Covered Call Canadian Banks ETF Fund	5
BMO Covered Call Canada High Dividend ETF Fund	5
BMO Covered Call U.S. High Dividend ETF Fund	5
BMO Covered Call Europe High Dividend ETF Fund	5
BMO Covered Call Energy ETF Fund	5
BMO Covered Call Utilities ETF Fund	5
BMO Global Enhanced Income Fund	5
<b>Tactical Funds</b>	
BMO Tactical Balanced ETF Fund	6
BMO Tactical Dividend ETF Fund	6
BMO Tactical Global Growth ETF Fund	6
BMO Tactical Global Equity ETF Fund	7
BMO Tactical Global Asset Allocation ETF Fund	7
BMO SIA Focused North American Equity Fund	7
BMO SIA Focused Canadian Equity Fund	7
<b>Low Volatility Fund</b>	
BMO Low Volatility Canadian Equity ETF Fund	8
BMO Low Volatility U.S. Equity ETF Fund	8
BMO Global Low Volatility ETF Fund	8
<b>Active ETF series</b>	<b>8</b>



# Bringing Together the Best of Both Worlds

BMO Global Asset Management (BMO GAM) is adapting to today's changing markets. BMO GAM has combined mutual funds and exchange traded funds (ETFs) to provide innovative solutions to help investors achieve their goals.

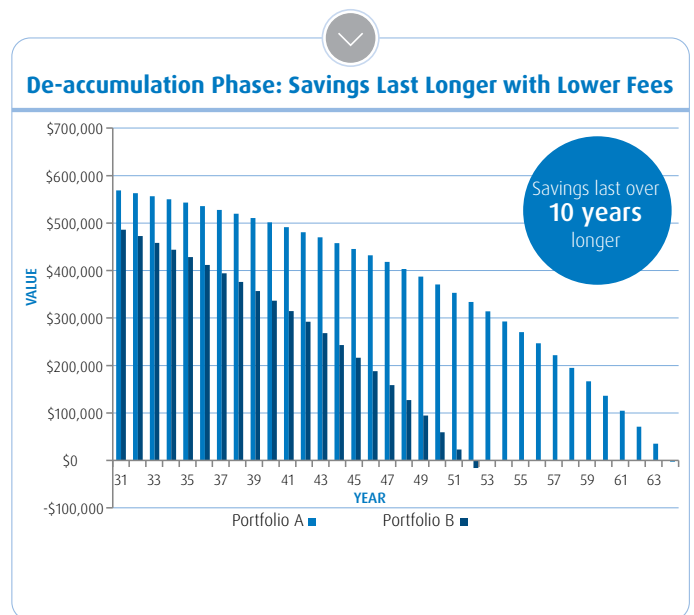
BMO GAM offers both mutual funds and ETFs to investors. Our comprehensive BMO ETF based mutual fund suite is built with investors in mind – combining the benefits of both mutual funds and ETFs into all-in-one investment solutions. BMO GAM brings together the best of both worlds.



## Why ETF Based Mutual Funds Make Sense

- Simplified investing – Easy to use, all-in-one investment solutions
- Continuous management – Portfolio management with continuous monitoring
- Diversification – Access to a portfolio of stocks or ETFs in a single mutual fund
- Simplified cost structure – Unit holders pay one management fee for the overall portfolio
- Lower cost – ETF based mutual funds tend to charge lower fees versus non ETF based mutual funds

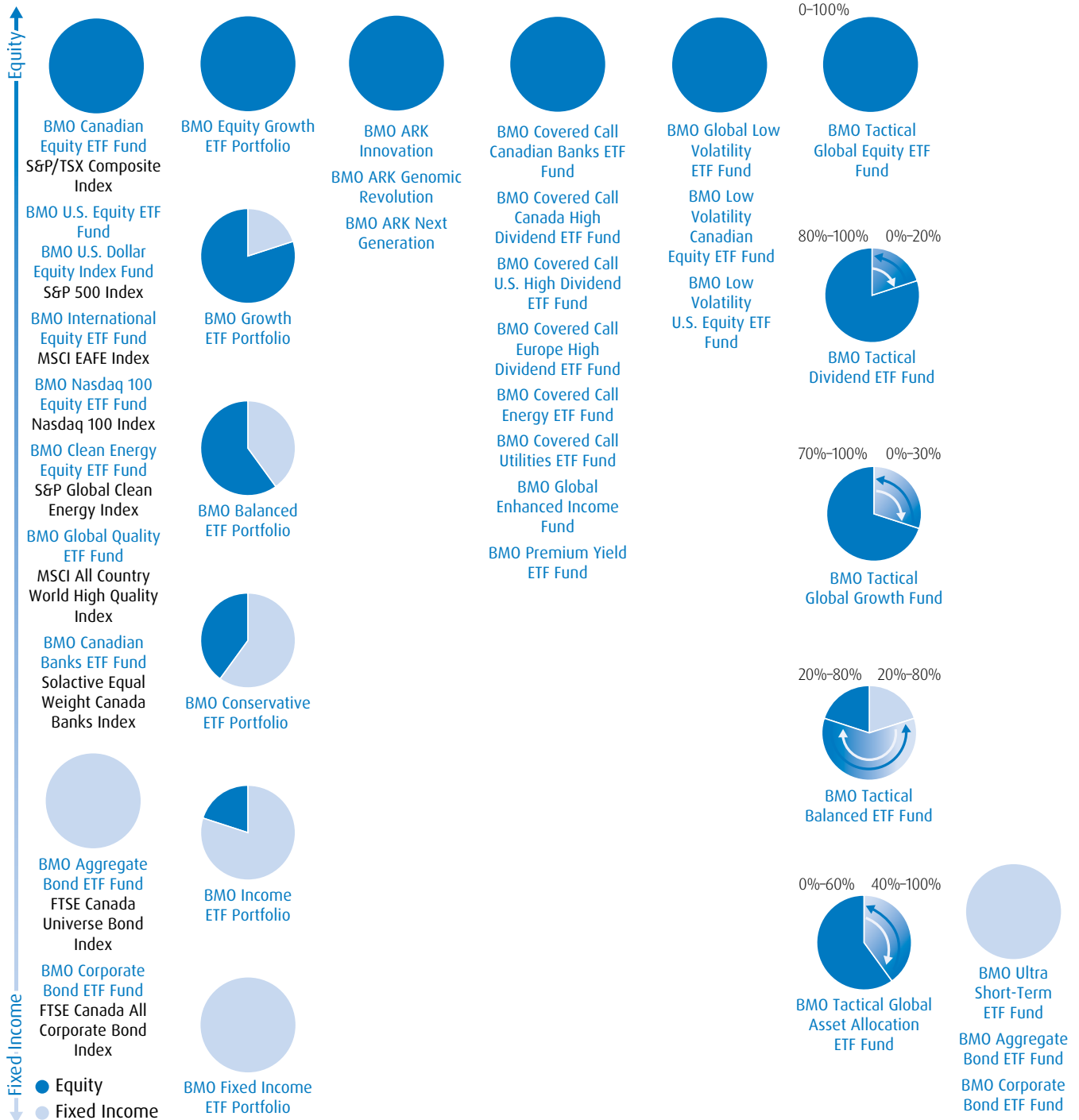
Over the long-term, paying lower fees can add up and help you reach your financial goals sooner.



For illustrative purposes only. Graphs show two hypothetical portfolios with an initial investment of \$100,000 each and goal of reaching \$500,000 in 30 years. Portfolio A pays 0.5% less in fees each year, as compared to Portfolio B. Assumes an annual rate of return of 6% with no distributions and withdrawals of \$40,000 per year beginning in year 31.

# BMO ETF Based Mutual Fund Roadmap

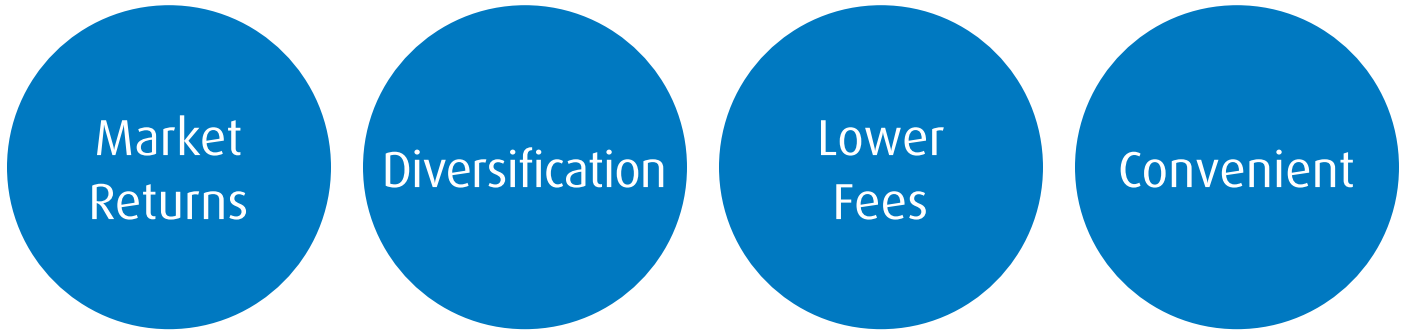
Index Funds	Strategic Asset Allocation Funds	Growth Funds	Enhanced Dividend / Cash Flow Funds	Low Volatility Funds	Tactical Funds	Fixed Income Funds
One to one ETF exposure in a minimal fund structure	Use ETFs to efficiently build risk targeted portfolios	Uses ARK Investment Management's Innovation ETFs	Uses covered call ETFs to generate yield while reducing equity risk	Use ETFs for volatility management	Use ETFs to quickly execute tactical allocation decisions	100% fixed income



# Index Funds

**BMO Canadian Equity ETF Fund / BMO U.S. Equity ETF Fund / BMO U.S. Dollar Equity Index Fund / BMO International Equity ETF Fund / BMO Nasdaq 100 Equity ETF Fund / BMO Global Quality ETF Fund / BMO Clean Energy ETF Fund / BMO Canadian Banks ETF Fund / BMO Aggregate Bond ETF Fund / BMO Corporate Bond ETF Fund**

Conveniently access equity markets across the globe with BMO ETF Equity Index Funds and Canadian Government and Corporate fixed income with BMO ETF Fixed Income Index Funds.



BMO ETF Index Funds can be used as effective portfolio building blocks or satellites to tilt a portfolio using broad market indices to where you see growth potential. By complementing your active portfolio with BMO ETF Index Funds, your clients can get the best of both worlds with enhanced diversification and the ability to outperform through asset allocation.

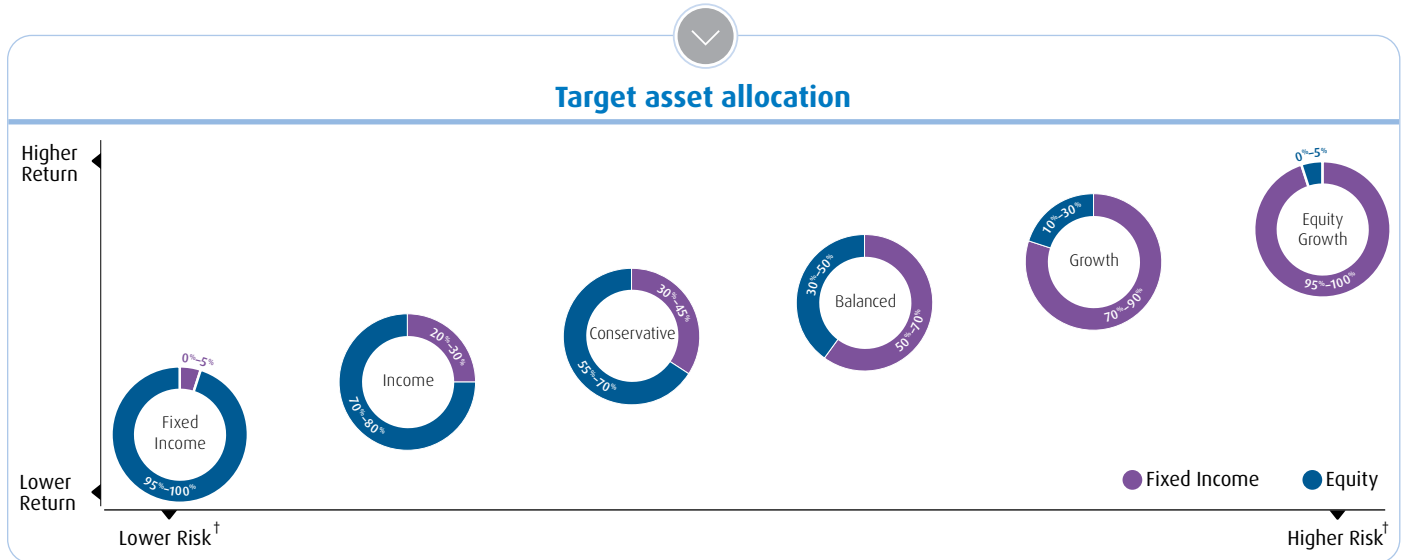


# Strategic Asset Allocation Funds

## BMO ETF Portfolios

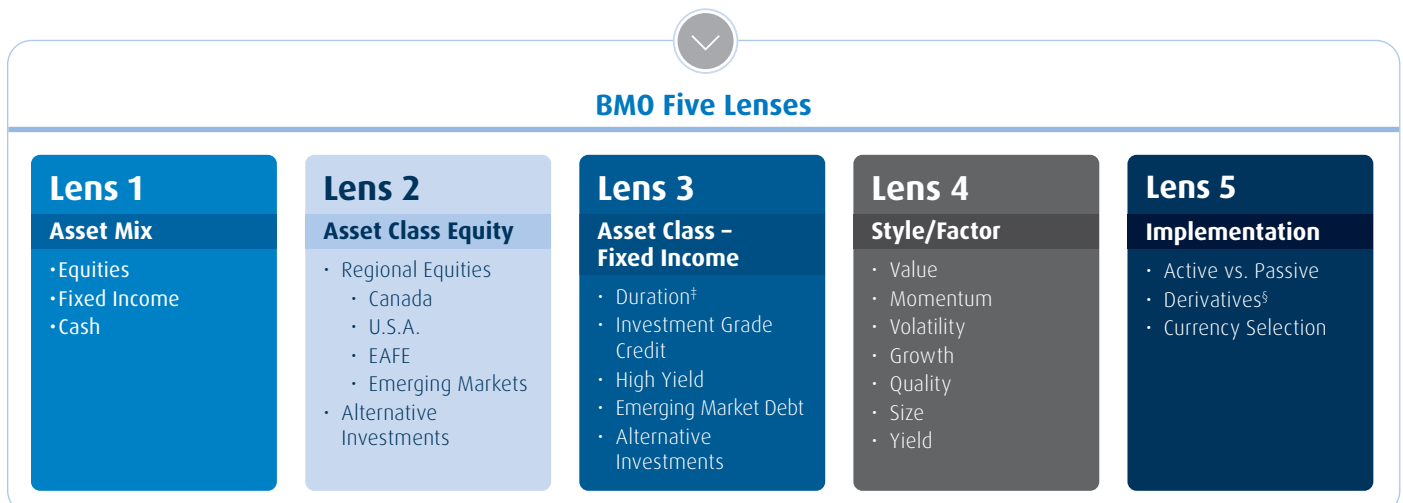
BMO ETF and USD ETF Portfolios are all-in-one investment solutions that allow investors to target a specific risk level based on their investment goals. The six risk based BMO ETF Portfolios combine ETFs to build a single, diversified mutual fund. Investors are able to find the right portfolio that aligns with their goals and risk profile\*. BMO USD ETF Portfolios offer three risk-based solutions, Income, Conservative, and Balanced, making it easy for you to access USD investment options.

**Objective:** Strategically allocate assets over the market cycle to maximize returns for a targeted risk level.



\* Risk profile: Comprised of a client's risk tolerance (i.e. client's willingness to accept risk) and risk capacity (i.e. a client's ability to endure potential financial loss)  
 † All investments involve risk. The value of a Mutual Fund can go down as well as up and you could lose money. The risk of a Mutual Fund is rated based on the volatility of the Mutual Fund's returns using the standardized risk classification methodology mandated by the Canadian Securities Administrators. Historical volatility doesn't tell you how volatile a Mutual Fund will be in the future. A Mutual Fund with a risk rating of "low" can still lose money. For more information about the risk rating and specific risks that can affect a Mutual Fund's returns, see the BMO Mutual Fund's simplified prospectus.

The BMO Multi-Asset Solutions Team looks at portfolio positioning using a proprietary process, the Five Lenses, to determine the appropriate asset mix. The managers take a long-term view and position the portfolio holdings to benefit from economic developments across the globe. The process ensures that the portfolios are constructed to help investors reach their long-term goals.



<sup>‡</sup> Duration: A measure of the sensitivity of the price of a fixed income investment to a change in interest rates. Duration is expressed as number of years. The price of a bond with a longer duration would be expected to rise (fall) more than the price of a bond with lower duration when interest rates fall (rise).

<sup>§</sup> Derivatives: A financial security with a value that is reliant upon, or derived from, an underlying asset or group of assets. The derivative itself is a contract between two or more parties based upon the asset or assets. Its price is determined by fluctuations in the underlying asset.

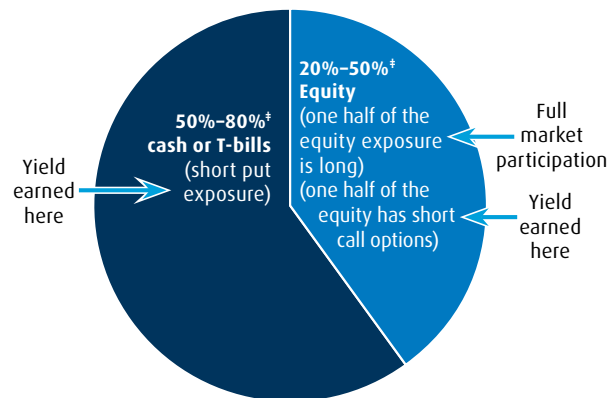
# Enhanced Cash Flow Funds

## BMO Premium Yield ETF Fund

BMO Premium Yield ETF Fund is a cash flow strategy that provides an alternative exposure and different return profile from traditional equities and fixed income investments. BMO Premium Yield ETF uses option strategies (put-write\* and covered calls†) combined with some long stock exposure to provide an enhanced cash flow product that aims to provide less volatility, more diversification, higher yield, and partial market exposure.

### About the fund

The portfolio will invest in a concentrated basket of 40-50 large-cap U.S. equities. Stocks are selected based on quality fundamentals such as strong balance sheets, low debt to equity, high return on equity and liquidity screens. In normal market conditions, the fund will target a range of 25-50% to be invested in equity securities.



# Enhanced Dividend Funds

## BMO Covered Call Canadian Banks ETF Fund / BMO Covered Call U.S. High Dividend ETF Fund / BMO Covered Call Europe High Dividend ETF Fund / BMO Covered Call Canada High Dividend ETF Fund / BMO Covered Call Energy ETF Fund / BMO Covered Call Utilities ETF Fund / BMO Global Enhanced Income Fund

### Want More Options? We've Got You Covered

Introducing BMO GAM's covered call ETF funds, brought to you by the industry veterans in the covered call space, providing exposure to dividend yielding companies in Canada, U.S. and Europe with lower volatility and higher cash flow.



### BMO GAM's Call Writing Strategy

- Write out-of-the-money\* short dated, generally 1 to 2 months to expiry, call options
- Maintain the "sweet spot" of call writing by writing on approximately 50% of the portfolio

### It Starts with Dividend Investing

- Historically, dividend-paying stocks have consistently outperformed non-dividend-paying stocks<sup>¶</sup>
- Dividend paying stocks typically have lower volatility

### Covered Call Enhancement

- Increased yield
- Participation in rising markets based on implementation strategy
- Lowers volatility by selling excess upside for call premiums

\* Put-write: selling a contract that obligates you to buy an underlying stock at a specified strike price, if the contract is exercised by the buyer

† Covered call: selling a covered call gives someone else the right to purchase stock shares you already own at a specified price (strike price) and at any time on or before a specified date.

‡ Portfolio composition can change based on market movements, asset mix below is a target under normal market conditions.

§ Tax Efficient: as compared to an investment that generates an equivalent amount of interest income.

¶ Source: Bloomberg, January 2024

\* Out of the money (OTM): The price of an option will be determined based on the difference between the stock price and the exercise price. A call option is OTM if the underlying price is trading below the strike price of the call.

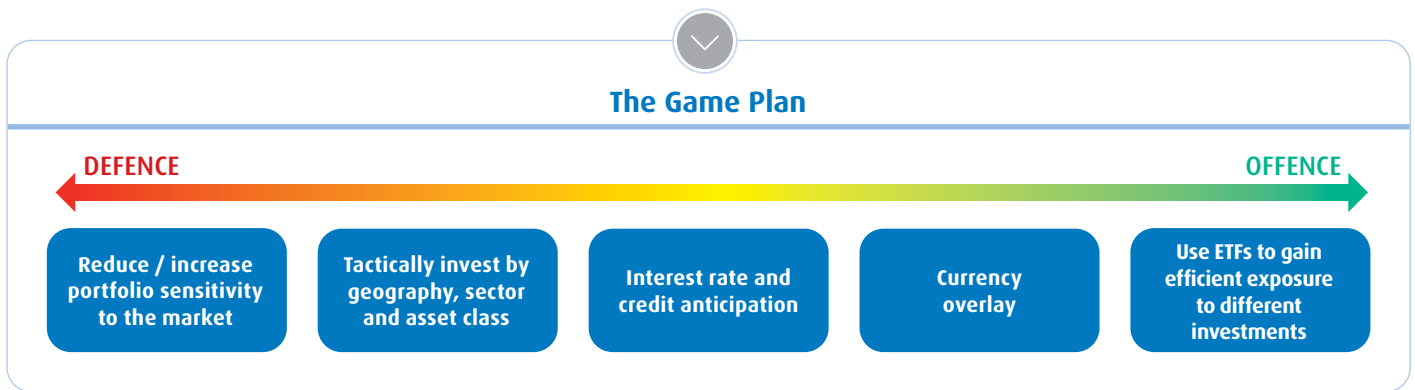
# Tactical Funds

## BMO Tactical Dividend ETF Fund / BMO Tactical Global Growth ETF Fund

Offering sleep at night, all-in-one investment solutions designed for today's changing markets. These funds tactically invest in ETFs to capitalize on market opportunities and aim to lower risk.

**Objective:** The three funds follow a similar investment process that tactically shifts the portfolios which aim to increase or decrease risk to maximize returns. How they differ is, the BMO Tactical Balanced ETF Fund is focused on total return approach, where the BMO Tactical Dividend ETF Fund is more focused on cash flow, and the BMO Tactical Global Growth ETF Fund with long term growth potential.

The funds combine active, tactical management with passive ETF investments. The portfolio manager of the fund, **Larry Berman**, uses a unique combination of market statistics and macroeconomic forecasts, paired with fundamental and technical analysis to build the portfolios.

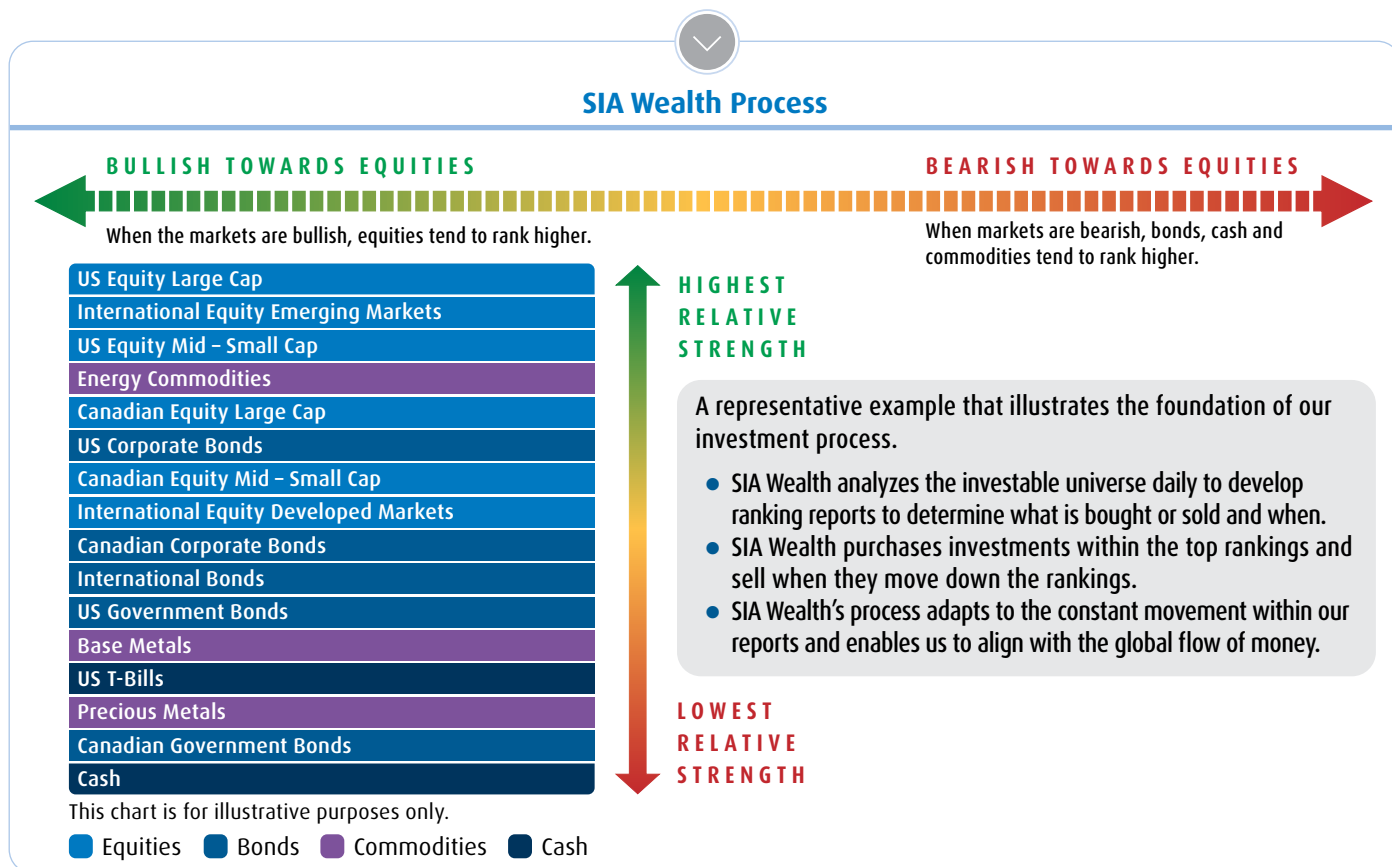




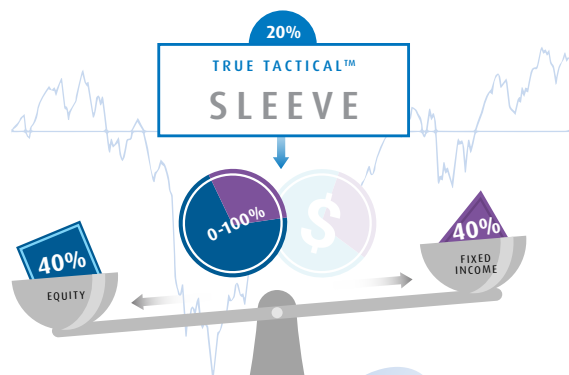
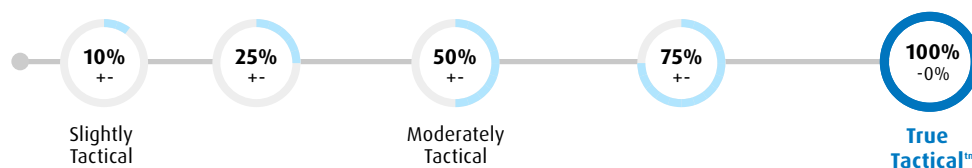
# Tactical Funds

## BMO Tactical Balanced ETF Fund / BMO Tactical Global Asset Allocation ETF Fund / BMO Tactical Global Equity ETF Fund

**Objective:** The funds follow a rules based, technical analysis approach that assesses opportunities and threats in the market. The funds are managed by **SIA Wealth Management Inc.** an independent technical analysis firm that uses relative strength and risk management to identify the top asset classes to invest in, given the market environment.



### What Is Your Tactical Range?



- Benefit from **Automated Tactical Asset Allocation** - the ability to reduce equity exposure without having to sell positions in your portfolio
- **Alternative-like exposure** in a liquid mutual fund/ETF
- **Complementary strategy** to existing long-only equity managers

# Low Volatility Funds

## **BMO Low Volatility Canadian Equity ETF Fund / BMO Low Volatility U.S. Equity ETF Fund / BMO Global Low Volatility ETF Fund**

Investors are demanding solutions that stay afloat during market ups and downs. This solution is designed to provide lower risk than the broad market while still providing growth opportunities, giving investors confidence to stay the course over the long-term.

1. **Track Record** – underlying ETFs have a 10 year track record.
2. **Low Volatility** – reduced exposure to market risk by investing in lower beta securities
3. **Invest in Canada** – 100% Canadian solution with enhanced sector diversification to balance resource bias Canadian market

### **Focusing on Beta**

Beta is a risk metric that measures an investment's sensitivity to fluctuations in the broad market (market sensitivity). The broad market is assigned a beta value of 1.00, an investment with a beta less than 1.00 indicates the investment is less risky relative to the broad market. The BMO ETF Low Volatility Strategy uses beta as the primary investment selection and weighting criteria. By constructing ETFs with lower beta securities, the BMO ETF Low Volatility Strategy gives investors access to portfolios that are designed to provide growth while reducing exposure to market risk. Low beta investments are less volatile than the broad market and can be considered defensive investments. Over the longterm, low beta stocks may benefit from smaller declines during market corrections and still increase during advancing markets. Additionally, low beta stocks tend to be more mature and provide higher dividend yield than the broad market.

### **Strategy Implementation**

The selection universe consists of mature securities that are the largest and most liquid. Next, the remaining securities are ranked by beta and the lowest betas are selected. The beta used for weighting purposes is calculated using 5 years of market data, with 25% weight placed on the most recent year, 22.5%, 20%, 17.5% and 15% in prior successive years. The portfolios are rebalanced semi-annually, where security weights of the existing holdings are adjusted to reflect changes in their beta.

# Active ETF series

## **BMO Global Health Care Fund Active ETF Series (BGHC) / BMO Global Infrastructure Fund Active ETF Series (BGIN) / BMO Global REIT Fund Active ETF Series (BGRT) / BMO Global Innovators Fund Active ETF Series (BGIN) / BMO Global Equity Fund Active ETF Series (BGEQ) / BMO Global Dividend Opportunities Fund Active ETF Series (BGDV)**

### **Invest with BMO's Global Equity team – Expertise that dives deeper**

The Global Equity team has a strong history of trust and collaboration from their decade of investing together. The Global Equity team's unique sector model allows the portfolio managers to generate their best ideas from a global opportunity set of more than 12,000 stocks. Through deep industry relationships, extensive sector expertise and collaborative insights, the BMO Global Equity team can dive deeper to generate alpha\* for clients. This differentiated model results in a multi-manager, multi-sector strategy that optimizes our strengths and works to protect capital.

The Global Equity team employs a unique investment process that capitalizes on dedicated sector specialists. You might call it a multi-manager strategy in one— experts with top-to-bottom knowledge of various sectors (Healthcare, Technology, Financials, Energy, and more) contribute their best ideas to our regional and global portfolios. This enables the team to collaboratively identify timely trends and potential impacts to companies across sectors.

\* A measure of performance often considered the active return on an investment. It gauges the performance of an investment against a market index or benchmark which is considered to represent the market's movement as a whole. The excess return of an investment relative to the return of a benchmark index is the investment's alpha.

## BMO Brookfield Global Real Estate Tech ETF Series (TOWR) / BMO Brookfield Global Renewables Infrastructure ETF Series (GRNI)

### Invest in Alternatives with Brookfield

Alternative investments include non-traditional assets, like real estate and infrastructure. Investors can access these types of investment through ETFs that invest in public securities to give exposure to alternative investments.

### The Brookfield Advantage in Alternative Asset Management

Brookfield Asset Management is one of the world's largest investors, owners, and operators of diversified real estate assets. Their portfolio of real estate assets total over 400 million sf. on four continents. The Real Estate Securities team, as part of Brookfield Public Securities Group (PSG), is led by Bernhard Krieg and supported by 9 analysts, with an average of 17 years experience and managing \$4.3B in assets.†

### Global Real Estate Technology as an Alternative Investment

**TOWR** combines the benefits of a ETF with the advantages of alternative investments. It invests in listed real estate assets, providing flexibility and daily liquidity. It offers a lower cost strategy, as compared to traditional alternative investments, that capitalizes on Brookfield's longstanding real estate expertise.

### Global Renewables Infrastructure as an Alternative Investment

**GRNI** combines the benefits of an ETF fund with the advantages of alternative investments. It invests in listed infrastructure assets, providing flexibility and daily liquidity. It offers a lower cost strategy, as compared to traditional alternative investments, that capitalizes on Brookfield's longstanding infrastructure expertise.

† Source: Brookfield Public Securities Group LLC, AUM as of September 30, 2023.

## BMO U.S. Equity Growth MFR ETF Series (ZUVE) / BMO U.S. Equity Value MFR ETF Series (ZUGE) / BMO SIA Focused North American Equity Fund ETF Series (ZFN) / BMO SIA Focused Canadian Equity Fund ETF Series (ZFC)

### Leverage BMO Capital Markets' expertise

#### Portfolio Manager – Brian Belski of BMO Capital Markets

Brian Belski – Chief Investment Strategist and leader of the Investment Strategy Group, BMO Capital Markets. Brian has a strong track record of forecasting equity markets and is a regular resource in the business media.



**Reliable:** Brian's views are regularly sought by CNBC, Fox Business News, Bloomberg and BNN.

**Experience:** More than 30 yrs. experience of investing on both Bay Street and Wall Street.

**Bench Strength:** Leverages the top-ranked research of BMO Capital Markets.

#### Highlights:

- ▶ 2012: US market forecast within 1 basis point
- ▶ 2014: US market forecast within 9 basis points
- ▶ 2016: Canadian market forecast within 13 basis points
- ▶ 2019: Canadian market forecast within 63 basis points

Source: BMO Capital Markets. Past performance is not indicative of future results.



### Investment Process

**Investment Focus** Quantitative strategies driven by Factor Inputs

**Research** S&P 500 Factor indices used as input to quantitative models.

- Process**
- Factor selection not limited to ones typically associated with Growth and Value Factors i.e. – Interest Coverage Ratio.
  - Stocks ranked 1-100 (with 100 as the best score) for each factor.
  - All factors are equal weighted and summed to arrive at a final multi-factor rank (Multi Factor Rank).
  - The 50 stocks with the highest Multi Factor Rank are selected to comprise the equal weighted model.

# Fund Codes and Fees

## Passive Index Funds

Name	Fund Code	MER (%)	Single Underlying ETF
BMO Canadian Equity ETF Fund, Series A (No Load)	BMO70144/BMO144	0.94	ZCN
BMO Canadian Equity ETF Fund, Series F	BMO95144	0.34	ZCN
BMO U.S. Equity ETF Fund, Series A (No Load)	BMO70722/BMO722	0.99	ZUE
BMO U.S. Equity ETF Fund, Series F	BMO95722	0.39	ZUE
BMO U.S. Dollar Equity Index Fund, Series A (No Load)	BMO70803/BMO803	0.98	ZSPU
BMO U.S. Dollar Equity Index Fund, Series F	BMO95803	0.43	ZSPU
BMO International Equity ETF Fund, Series A (No Load)	BMO70727/BMO727	1.06	ZEA
BMO International Equity ETF Fund, Series F	BMO95727	0.45	ZEA
BMO Nasdaq 100 Equity ETF Fund, Series A (No Load)	BMO70120/BMO120	0.95	ZQQ
BMO Nasdaq 100 Equity ETF Fund, Series F	BMO95120	0.40	ZQQ
BMO Canadian Banks ETF Fund, Series A (No Load)	BMO70262/BMO262	1.41	ZEB
BMO Canadian Banks ETF Fund, Advisor Series (FE)	BMO99262	1.41	ZEB
BMO Canadian Banks ETF Fund, Series T6 (FE)	BMO34262	-	ZEB
BMO Canadian Banks ETF Fund, Series F	BMO95262	0.28	ZEB
BMO Canadian Banks ETF Fund, Series F6	BMO36262	0.28	ZEB
BMO Clean Energy ETF Fund, Series A (No Load)	BMO70119/BMO119	0.96	ZCLN
BMO Clean Energy ETF Fund, Series F	BMO95119	0.51	ZCLN
BMO Global Quality ETF Fund, Series A (No Load)	BMO70263/BMO263	1.64	ZGQ
BMO Global Quality ETF Fund, Advisor Series (FE)	BMO99263	1.64	ZGQ
BMO Global Quality ETF Fund, Series T6 (FE)	BMO34263	-	ZGQ
BMO Global Quality ETF Fund, Series F	BMO95263	0.28	ZGQ
BMO Global Quality ETF Fund, Series F6	BMO36263	0.28	ZGQ

## Fixed Income Funds

Name	Fund Code	MER (z%)	Single Underlying ETF
BMO Aggregate Bond ETF Fund, Advisor Series (FE)	BMO99322	0.65	ZAG
BMO Aggregate Bond ETF Fund, Series F	BMO95322	0.09 <sup>†</sup>	ZAG
BMO Corporate Bond ETF Fund, Advisor Series (FE)	BMO99323	0.71	ZCB
BMO Corporate Bond ETF Fund, Series F	BMO95323	0.17 <sup>†</sup>	ZCB
BMO Ultra Short-Term Bond Fund, Series A (No Load)	BMO70338	0.71	ZST
BMO Ultra Short-Term Bond Fund, Advisor Series (FE)	BMO99338	0.71	ZST
BMO Ultra Short-Term Bond Fund, Series F	BMO95338	0.17 <sup>†</sup>	ZST

## Growth Funds

Name	Fund Code	MER (%)
BMO ARK Innovation Fund, Advisor Series (FE)	BMO99265	1.95
BMO ARK Innovation Fund, Series F	BMO95265	0.85 <sup>†</sup>
BMO ARK Genomic Revolution Fund, Advisor Series (FE)	BMO99264	1.95
BMO ARK Genomic Revolution Fund, Series F	BMO95264	0.85 <sup>†</sup>
BMO ARK Next Generation Internet Fund, Advisor Series (FE)	BMO99267	1.95
BMO ARK Next Generation Internet Fund, Series F	BMO95267	0.85 <sup>†</sup>

## Strategic Asset Allocation Funds

### BMO ETF PORTFOLIOS

Name	Fund Code	MER (%)
BMO Fixed Income ETF Portfolio, Series A (No Load)	BMO70700/BMO700	1.00
BMO Fixed Income ETF Portfolio, Series T6 (No Load)	BMO70706/BMO706	-
BMO Fixed Income ETF Portfolio, Advisor Series (FE)	BMO99700	1.01
BMO Fixed Income ETF Portfolio, Advisor Series (LL)	BMO98700	1.01
BMO Fixed Income ETF Portfolio, Series T6 (FE)	BMO34706	-
BMO Fixed Income ETF Portfolio, Series T6 (LL)	BMO33706	-
BMO Fixed Income ETF Portfolio, Series F	BMO95700	0.45
BMO Fixed Income ETF Portfolio, Series F2	BMO14700	0.45
BMO Fixed Income ETF Portfolio, Series F6	BMO36700	0.45
BMO Income ETF Portfolio, Series A (No Load)	BMO70701/BMO701	1.66
BMO Income ETF Portfolio, Series T6 (No Load)	BMO70707/BMO707	-
BMO Income ETF Portfolio, Advisor Series (FE)	BMO99701	1.67
BMO Income ETF Portfolio, Advisor Series (LL)	BMO98701	1.67

## BMO ETF PORTFOLIOS cont.

Name	Fund Code	MER (%)
BMO Income ETF Portfolio, Series T6 (FE)	BMO34707	-
BMO Income ETF Portfolio, Series T6 (LL)	BMO33707	-
BMO Income ETF Portfolio, Series F	BMO95701	0.55
BMO Income ETF Portfolio, Series F2	BMO14701	0.55
BMO Income ETF Portfolio, Series F6	BMO36701	0.55
BMO Conservative ETF Portfolio, Series A (No Load)	BMO70702/BMO702	1.66
BMO Conservative ETF Portfolio, Series T6 (No Load)	BMO70708/BMO708	-
BMO Conservative ETF Portfolio, Advisor Series (FE)	BMO99702	1.67
BMO Conservative ETF Portfolio, Advisor Series (LL)	BMO98702	1.67
BMO Conservative ETF Portfolio, Series T6 (FE)	BMO34708	-
BMO Conservative ETF Portfolio, Series T6 (LL)	BMO33708	-
BMO Conservative ETF Portfolio, Series F	BMO95702	0.56
BMO Conservative ETF Portfolio, Series F2	BMO14702	0.56
BMO Conservative ETF Portfolio, Series F6	BMO36702	0.56
BMO Balanced ETF Portfolio, Series A (No Load)	BMO70703/BMO703	1.72
BMO Balanced ETF Portfolio, Series T6 (No Load)	BMO70709/BMO709	-
BMO Balanced ETF Portfolio, Advisor Series (FE)	BMO99703	1.71
BMO Balanced ETF Portfolio, Advisor Series (LL)	BMO98703	1.71
BMO Balanced ETF Portfolio, Series T6 (FE)	BMO34709	-
BMO Balanced ETF Portfolio, Series T6 (LL)	BMO33709	-
BMO Balanced ETF Portfolio, Series F	BMO95703	0.61
BMO Balanced ETF Portfolio, Series F2	BMO14703	0.61
BMO Balanced ETF Portfolio, Series F6	BMO36703	0.61
BMO Growth ETF Portfolio, Series A (No Load)	BMO70704/BMO704	1.71
BMO Growth ETF Portfolio, Series T6 (No Load)	BMO70710/BMO710	-
BMO Growth ETF Portfolio, Advisor Series (FE)	BMO99704	1.72
BMO Growth ETF Portfolio, Advisor Series (LL)	BMO98704	1.72
BMO Growth ETF Portfolio, Series T6 (FE)	BMO34710	-
BMO Growth ETF Portfolio, Series T6 (LL)	BMO33710	-
BMO Growth ETF Portfolio, Series F	BMO95704	0.61
BMO Growth ETF Portfolio, Series F2	BMO14704	0.61
BMO Growth ETF Portfolio, Series F6	BMO36704	0.61
BMO Equity Growth ETF Portfolio, Series A (No Load)	BMO70705/BMO705	1.76
BMO Equity Growth ETF Portfolio, Series T6 (No Load)	BMO70712/BMO712	-
BMO Equity Growth ETF Portfolio, Advisor Series (FE)	BMO99705	1.78
BMO Equity Growth ETF Portfolio, Advisor Series (LL)	BMO98705	1.78
BMO Equity Growth ETF Portfolio, Series T6 (FE)	BMO34712	-
BMO Equity Growth ETF Portfolio, Series T6 (LL)	BMO33712	-
BMO Equity Growth ETF Portfolio, Series F	BMO95705	0.66
BMO Equity Growth ETF Portfolio, Series F2	BMO14705	0.66
BMO Equity Growth ETF Portfolio, Series F6	BMO36705	0.66

## BMO USD ETF PORTFOLIOS

Name	Fund Code	MER (%)
BMO USD Income ETF Portfolio, Series A (No Load)	BMO70816/BMO816	1.70
BMO USD Income ETF Portfolio, Series T6 (No Load)	BMO70817/BMO817	-
BMO USD Income ETF Portfolio, Advisor Series (FE)	BMO99816	1.70
BMO USD Income ETF Portfolio, Series T6 (FE)	BMO99817	-
BMO USD Income ETF Portfolio, Series F	BMO95816	0.56
BMO USD Income ETF Portfolio, Series F6	BMO36702	0.56
BMO USD Conservative ETF Portfolio, Series A (No Load)	BMO70814/BMO814	1.58
BMO USD Conservative ETF Portfolio, Series T6 (No Load)	BMO70815/BMO815	-
BMO USD Conservative ETF Portfolio, Advisor Series (FE)	BMO99814	1.63
BMO USD Conservative ETF Portfolio, Series T6 (FE)	BMO99815	-
BMO USD Conservative ETF Portfolio, Series F	BMO95814	0.53
BMO USD Conservative ETF Portfolio, Series F6	BMO36815	0.53
BMO USD Balanced ETF Portfolio, Series A (No Load)	BMO70812/BMO812	1.53
BMO USD Balanced ETF Portfolio, Series T6 (No Load)	BMO70813/BMO813	-
BMO USD Balanced ETF Portfolio, Advisor Series (FE)	BMO99812	1.56
BMO USD Balanced ETF Portfolio, Series T6 (FE)	BMO99813	-
BMO USD Balanced ETF Portfolio, Series F	BMO95812	0.46
BMO USD Balanced ETF Portfolio, Series F6	BMO36813	0.46

## Enhanced Dividend / Cash Flow Funds

Name	Fund Code	MER (%)	Single Underlying ETF
BMO Covered Call Canadian Banks ETF Fund, Series A (No Load)	BM070765/BM0765	1.64	ZWB
BMO Covered Call Canadian Banks ETF Fund, Advisor Series (FE)	BM099765	1.64	ZWB
BMO Covered Call Canadian Banks ETF Fund, Series F	BM095765	0.73	ZWB
BMO Covered Call Canada High Dividend ETF Fund, Series A (No Load)	BM070127/BM0127	1.66	ZWC
BMO Covered Call Canada High Dividend ETF Fund, Advisor Series (FE)	BM099127	1.66	ZWC
BMO Covered Call Canada High Dividend ETF Fund, Series F	BM095127	0.73	ZWC
BMO Covered Call U.S. High Dividend ETF Fund, Series A (No Load)	BM070766/BM0766	1.67	ZWH
BMO Covered Call U.S. High Dividend ETF Fund, Advisor Series (FE)	BM099766	1.67	ZWH
BMO Covered Call U.S. High Dividend ETF Fund, Series F	BM095766	0.73	ZWH
BMO Covered Call Europe High Dividend ETF Fund, Series A (No Load)	BM070767/BM0767	1.68	ZWE
BMO Covered Call Europe High Dividend ETF Fund, Advisor Series (FE)	BM099767	1.68	ZWE
BMO Covered Call Europe High Dividend ETF Fund, Series F	BM095767	0.73	ZWE
BMO Global Enhanced Income Fund, Series A (No Load)	BM070166/BM0166	1.68	ZWQT
BMO Global Enhanced Income Fund, Advisor Series (FE)	BM099166	1.68	ZWQT
BMO Global Enhanced Income Fund, Series T6 (FE)	BM034212	1.68	ZWQT
BMO Global Enhanced Income Fund, Series F	BM095166	0.73	ZWQT
BMO Global Enhanced Income Fund, Series F6	BM036166	-	ZWQT
BMO Premium Yield ETF Fund, Advisor Series (FE)	BM099324	1.87	ZPAY.F
BMO Premium Yield ETF Fund, Series F	BM095324	0.73 <sup>†</sup>	ZPAY.F
BMO Covered Call Energy ETF Fund, Series A (No Load)	BM070330	1.87	ZWEN
BMO Covered Call Energy ETF Fund, Advisor Series (FE)	BM099330	1.87	ZWEN
BMO Covered Call Energy ETF Fund, Series F	BM095330	0.73 <sup>†</sup>	ZWEN
BMO Covered Call Utilities ETF Fund, Series A (No Load)	BM070331	1.87	ZWU
BMO Covered Call Utilities ETF Fund, Advisor Series (FE)	BM099331	1.87	ZWU
BMO Covered Call Utilities ETF Fund, Series F	BM095331	0.73 <sup>†</sup>	ZWU

## Low Volatility Funds

Name	Fund Code	MER (%)
BMO Global Low Volatility ETF Fund, Series A (No Load)	BM070326/BM0326	1.68
BMO Global Low Volatility ETF Fund, Advisor Series (FE)	BM099326	1.68
BMO Global Low Volatility ETF Fund, Advisor Series (LL)	BM098326	1.68
BMO Global Low Volatility ETF Fund, Series T6 (FE)	BM034326	-
BMO Global Low Volatility ETF Fund, Series T6 (LL)	BM033326	-
BMO Global Low Volatility ETF Fund, Series F	BM095326	0.57 <sup>†</sup>
BMO Global Low Volatility ETF Fund, Series F6	BM036326	-
BMO Low Volatility Canadian Equity ETF Fund, Series A (No Load)	BM070772/BM0772	1.42
BMO Low Volatility Canadian Equity ETF Fund, Advisor Series (FE)	BM099772	1.42
BMO Low Volatility Canadian Equity ETF Fund, Series F	BM095772	0.40
BMO Low Volatility U.S. Equity ETF Fund, Series A (No Load)	BM070109/BM0109	1.40
BMO Low Volatility U.S. Equity ETF Fund, Advisor Series (FE)	BM099109	1.40
BMO Low Volatility U.S. Equity ETF Fund, Series F	BM095109	0.32

Management Expense Ratios (MERs) are as of September 30, 2023, unless denoted by a dagger (†), in which case the MERs are estimated as the funds are less than one year old. FE = Front-end, LL = Low Load. Low Load and DSC purchase options are no longer available for sale.

The cost of the underlying ETFs are included in the MERs of the ETF based BMO Mutual Funds. BMO Mutual Funds refers to certain mutual funds and/or series of mutual funds offered by BMO Investments Inc., a financial services firm and separate legal entity from Bank of Montreal. Commissions, trailing commissions (if applicable), management fees and expenses all may be associated with mutual fund investments. Please read the fund facts or prospectus of the relevant mutual fund before investing. Mutual funds are not guaranteed, their values change frequently and past performance may not be repeated. Distributions are not guaranteed and are subject to change and/or elimination. For a summary of the risks of an investment in BMO Mutual Funds, please see the specific risks set out in the prospectus.

## Tactical Funds

Name	Fund Code	MER (%)
BMO Tactical Balanced ETF Fund, Series A (No Load)	BM070222/BM0738	1.78
BMO Tactical Balanced ETF Fund, Advisor Series (FE)	BM099222	1.80
BMO Tactical Balanced ETF Fund, Advisor Series (LL)	BM098222	1.80
BMO Tactical Balanced ETF Fund, Series F	BM095222	0.71
BMO Tactical Dividend ETF Fund, Series A (No Load)	BM070734/BM0734	1.86
BMO Tactical Dividend ETF Fund, Series T6 (No Load)	BM070232/BM0232	-
BMO Tactical Dividend ETF Fund, Advisor Series (FE)	BM099734	1.86
BMO Tactical Dividend ETF Fund, Advisor Series (LL)	BM098734	1.86
BMO Tactical Dividend ETF Fund, Series T6 (FE)	BM034232	-
BMO Tactical Dividend ETF Fund, Series T6 (LL)	BM033232	-
BMO Tactical Dividend ETF Fund, Series F	BM095734	0.71
BMO Tactical Dividend ETF Fund, Series F6	BM036734	0.71
BMO Tactical Global Growth Fund, Series A (No Load)	BM070762/BM0762	1.73
BMO Tactical Global Growth Fund, Advisor Series (FE)	BM099762	1.78
BMO Tactical Global Growth Fund, Advisor Series (LL)	BM098762	1.78
BMO Tactical Global Growth Fund, Series F	BM095762	0.67
BMO Tactical Global Asset Allocation ETF Fund, Series A (No Load)	BM070763/BM0763	1.73
BMO Tactical Global Asset Allocation ETF Fund, Advisor Series (FE)	BM099763	1.73
BMO Tactical Global Asset Allocation ETF Fund, Advisor Series (LL)	BM098763	1.73
BMO Tactical Global Asset Allocation ETF Fund, Series F	BM095763	0.77
BMO Tactical Global Equity ETF Fund, Series A (No Load)	BM070217/BM0217	1.91
BMO Tactical Global Equity ETF Fund, Series T6 (No Load)	BM070230/BM0230	-
BMO Tactical Global Equity ETF Fund, Advisor Series (FE)	BM099217	1.90
BMO Tactical Global Equity ETF Fund, Advisor Series (LL)	BM098217	1.90
BMO Tactical Global Equity ETF Fund, Series T6 (FE)	BM034230	-
BMO Tactical Global Equity ETF Fund, Series T6 (LL)	BM033230	-
BMO Tactical Global Equity ETF Fund, Series F	BM095217	0.93
BMO Tactical Global Equity ETF Fund, Series F6	BM036217	0.93
BMO SIA Focused North American Equity Fund, Series A (No Load)	BM070258/BM0258	1.89
BMO SIA Focused North American Equity Fund, Advisor Series (FE)	BM099258	1.89
BMO SIA Focused North American Equity Fund, Advisor Series (LL)	BM098258	1.89
BMO SIA Focused North American Equity Fund, Series F	BM095258	0.82
BMO SIA Focused Canadian Fund, Series A (No Load)	BM070257/BM0257	1.91
BMO SIA Focused Canadian Fund, Advisor Series (FE)	BM099257	1.85
BMO SIA Focused Canadian Fund, Advisor Series (LL)	BM098257	1.85
BMO SIA Focused Canadian Fund, Series F	BM095257	0.80

## Let's connect



For more information on the topics in this booklet, or for additional information on BMO funds or ETFs, please visit our website at [www.bmo.com/gam/ca/advisor](http://www.bmo.com/gam/ca/advisor)



Contact Client Services at:  
**1-800-668-7327**



[clientservices.mutualfunds@bmo.com](mailto:clientservices.mutualfunds@bmo.com)

This publication is intended for general informational purposes only. This information should not be construed as providing specific or personalized investment, financial, legal, accounting or tax advice. Particular investments or strategies should be evaluated according to each individual's investment objectives. Professional advice regarding an individual's particular financial and taxation position should always be obtained.

BMO Global Asset Management is a brand name that under which BMO Asset Management Inc. and BMO Investments Inc. operate.

BMO Mutual Funds refers to certain mutual funds and/or series of mutual funds offered by BMO Investments Inc. a financial services firm and separate legal entity from Bank of Montreal.

Commissions, management fees and expenses (if applicable) all may be associated with investments in mutual funds and ETFs. Trailing commissions may be associated with investments in certain series of securities of mutual funds. Please read the ETF facts, fund facts or prospectus of the relevant mutual fund or ETF before investing. The indicated rates of return are the historical annual compounded total returns including changes in share or unit value and reinvestment of all dividends or distributions and do not take into account sales, redemption, distribution or optional charges or income taxes payable by any securityholder that would have reduced returns. Mutual funds and ETFs are not guaranteed, their values change frequently and past performance may not be repeated.

For a summary of the risks of an investment in BMO Mutual Funds or BMO ETFs, please see the specific risks set out in the prospectus of the relevant mutual fund or ETF. BMO ETFs trade like stocks, fluctuate in market value and may trade at a discount to their net asset value, which may increase the risk of loss. Distributions are not guaranteed and are subject to change and/or elimination.

BMO Mutual Funds are offered by BMO Investments Inc., a financial services firm and separate entity from Bank of Montreal. BMO ETFs are managed and administered by BMO Asset Management Inc., an investment fund manager and portfolio manager and separate legal entity from Bank of Montreal.

BMO ETFs are managed by BMO Asset Management Inc., which is an investment fund manager and a portfolio manager, and a separate legal entity from Bank of Montreal. ETF Series of the BMO Mutual Funds are managed by BMO Investments Inc., which is an investment fund manager and a separate legal entity from Bank of Montreal.

"BMO (M-bar roundel symbol)" is a registered trademark of Bank of Montreal, used under licence.