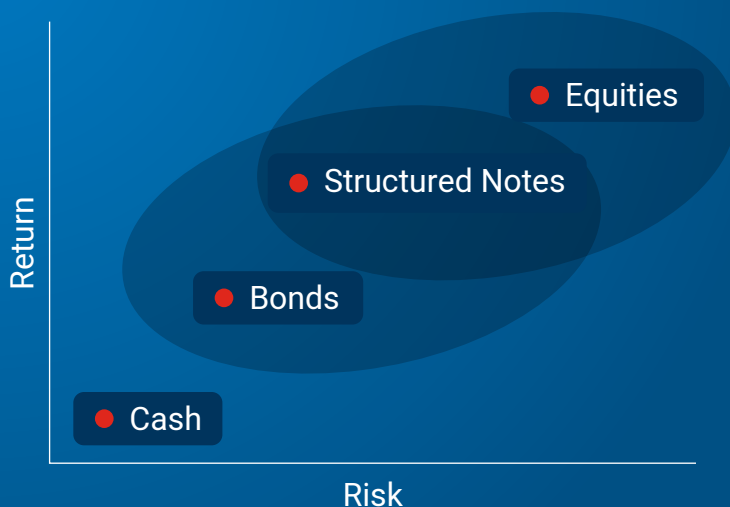


# BMO Strategic Equity Yield Fund

The power of structured notes in a BMO Mutual Fund.

For decades, Canada's wealthiest investors have used structured notes to help meet their investment goals.<sup>1</sup> Why? Because structured notes focus on defined outcomes—such as 8% yield,<sup>2</sup> 10% growth, or contingent downside protection—rather than beating the benchmark.

BMO Global Asset Management is committed to expanding access with an actively managed mutual fund that replicates exposure to structured notes, starting with the **BMO Strategic Equity Yield Fund**.



For illustrative purposes only.

## STRUCTURED OUTCOMES



Target yield of 8% (F Series)<sup>2,3</sup>



Higher potential returns than a balanced fund puts money to work



Lower downside capture due to contingent buffer protection



Diversification from the traditional 60/40 balanced portfolio

## REACH FOR CASH FLOW, NOT RISK

With the BMO Strategic Equity Yield Fund, our dedicated team of structured product professionals seeks to achieve above market returns and exposure to North American and global equity markets through the use of derivatives and/or structured products.

Target yield of 8% (F Series)<sup>2,3</sup>



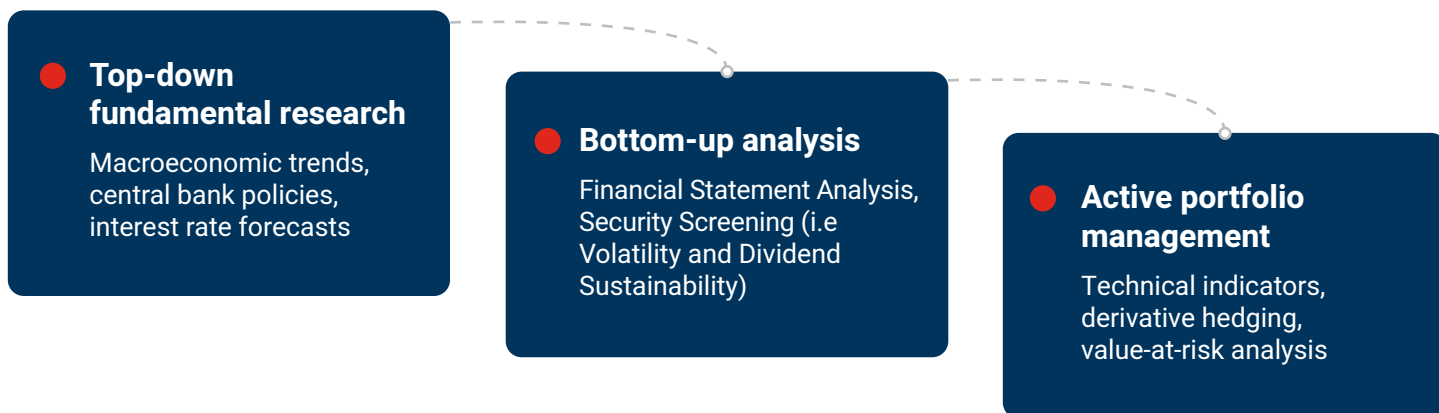
Low To Medium Risk Rating<sup>4</sup>

## HOW DO STRUCTURED NOTES WORK?

Structured notes are hybrid investments engineered to achieve specific investment goals— in this case, income and contingent downside protection. They use bonds and a package of derivatives to generate the cash flow, an exposure we aim to replicate in the Fund.



## PROCESS



For illustrative purposes only.

## MEET THE TEAM

**We're one of the only asset managers in Canada with a dedicated team for structured products.**

We have established the first in-house division for Convergence investing in Canada. Our team is composed of highly tenured professionals with a combined 100+ years of experience in capital markets.



**Bill Bamber**  
Chief Executive Officer,  
BMO Global Asset Management



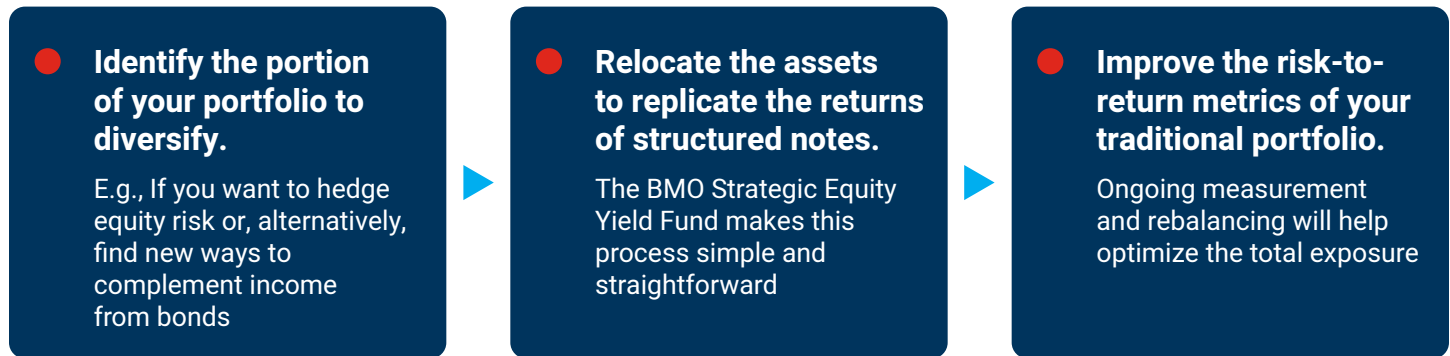
**Sara Petrich**  
Head of ETFs & Structured Solutions,  
BMO Global Asset Management



**Duy Le**  
Portfolio Manager,  
Structured Solutions,  
BMO Global Asset Management

## STEPS TO COMPLEMENT YOUR CORE

To improve the quality and consistency of your cash flow payouts, try diversifying the traditional 60/40 portfolio in three simple steps:



## CODES AND FEES

Series	Code	MER* (%)
Advisor Series	BM099290	1.64
Series F	BM095290	0.51

\* Unaudited Management Expense Ratios (MERs) are as of January 31, 2025.

<sup>1</sup> Source: Halo Investing, "Structured Notes 101 – Infographic," Halo Journal, August 31, 2022.

<sup>2</sup> BMO Strategic Equity Yield Fund Performance (F Series): 0.11% (3mo), 2.59% (6mo), 7.64% (1yr), 4.83% (Since Inception, June 16, 2023). Source: Morningstar, as of January 31, 2025. For the month indicated in the as of date, the distribution paid is multiplied by 12, divided by the month end net asset value of the fund and annualized. This excludes any additional annual distributions that may have been paid in the month. Past Performance is not indicative of future results.

<sup>3</sup> The Target Distribution Yield was calculated by using the annualized distribution yield (which may be based on income, dividends, return of capital and option premiums as applicable) of the underlying portfolio and excluding any capital gains from portfolio turnover, less expenses. The distribution rate is based on the starting NAV of \$10. Distribution yield is not an indicator of overall performance and will change based on market conditions, NAV fluctuations, and is not guaranteed.

<sup>4</sup> All investments involve risk. The value of a Mutual Fund can go down as well as up and you could lose money. The risk of a Mutual Fund is rated based on the volatility of the Mutual Fund's returns using the standardized risk classification methodology mandated by the Canadian Securities Administrators. Historical volatility doesn't tell you how volatile a Mutual Fund will be in the future. A Mutual Fund with a risk rating of "low" can still lose money. For more information about the risk rating and specific risks that can affect a Mutual Fund's returns, see the BMO Mutual Fund's simplified prospectus.

#### Disclaimers:

This material is for information purposes. The information contained herein is not, and should not be construed as, investment, tax or legal advice to any party. Particular investments and/or trading strategies should be evaluated relative to the individual's investment objectives and professional advice should be obtained with respect to any circumstance.

Any statement that necessarily depends on future events may be a forward-looking statement. Forward-looking statements are not guarantees of performance. They involve risks, uncertainties and assumptions. Although such statements are based on assumptions that are believed to be reasonable, there can be no assurance that actual results will not differ materially from expectations. Investors are cautioned not to rely unduly on any forward-looking statements. In connection with any forward-looking statements, investors should carefully consider the areas of risk described in the most recent simplified prospectus.

Series F units are only available to investors who participate in eligible wrap programs or flat fee accounts with their registered dealers that have entered into a Series F Agreement with BMO Investment Inc.

Distribution yields are calculated by using the most recent regular distribution, or expected distribution, (which may be based on income, dividends, return of capital, and option premiums, as applicable) and excluding additional year end distributions, and special reinvested distributions annualized for frequency, divided by current net asset value (NAV). **Distributions are not guaranteed, may fluctuate and are subject to change and/or elimination. Distribution rates may change without notice (up or down) depending on market conditions and NAV fluctuations.** The payment of distributions should not be confused with a BMO Mutual Fund's performance, rate of return or yield. If distributions paid by a BMO Mutual Fund are greater than the performance of the investment fund, your original investment will shrink. Distributions paid as a result of capital gains realized by a BMO Mutual Fund, and income and dividends earned by a BMO Mutual Fund, are taxable in your hands in the year they are paid. **Your adjusted cost base will be reduced by the amount of any returns of capital. If your adjusted cost base goes below zero, you will have to pay capital gains tax on the amount below zero.**

Distributions, if any, for all series of securities of a BMO Mutual Fund (other than ETF Series) are automatically reinvested in additional securities of the same series of the applicable BMO Mutual Fund, unless the securityholder elects in writing that they prefer to receive cash distributions. For ETF Series securities of a BMO Mutual Fund, distributions, if any, may be paid in cash or reinvested automatically in additional ETF Series securities of the applicable BMO Mutual Fund and the ETF Series securities will be immediately consolidated such that the number of outstanding ETF Series securities following the distribution will equal the number of ETF Series securities outstanding prior to the distribution. If a securityholder is enrolled in a distribution reinvestment plan, distributions, if any, will be automatically reinvested in additional ETF Series securities of the applicable BMO Mutual Fund pursuant to the distribution reinvestment plan. For further information, see the distribution policy for the applicable BMO Mutual Fund in the simplified prospectus.

Commissions, trailing commissions (if applicable), management fees and expenses all may be associated with mutual fund investments. Please read the fund facts or simplified prospectus of the relevant mutual fund before investing. The indicated rates of return are the historical annual compounded total returns for the period indicated including changes in unit value and reinvestment of all distributions and does not take into account sales, redemption, distribution or optional charges or income taxes payable by any unitholder that would have reduced returns. Mutual funds are not guaranteed, their values change frequently and past performance may not be repeated. Distributions are not guaranteed and are subject to change and/or elimination.

For a summary of the risks of an investment in BMO Mutual Funds, please see the specific risks set out in the simplified prospectus.

BMO Mutual Funds are managed by BMO Investments Inc., which is an investment fund manager and a separate legal entity from Bank of Montreal.

BMO Global Asset Management is a brand name under which BMO Asset Management Inc. and BMO Investments Inc. operate.

"BMO (M-bar roundel symbol)" is a registered trademark of Bank of Montreal, used under licence.

Published February 2025