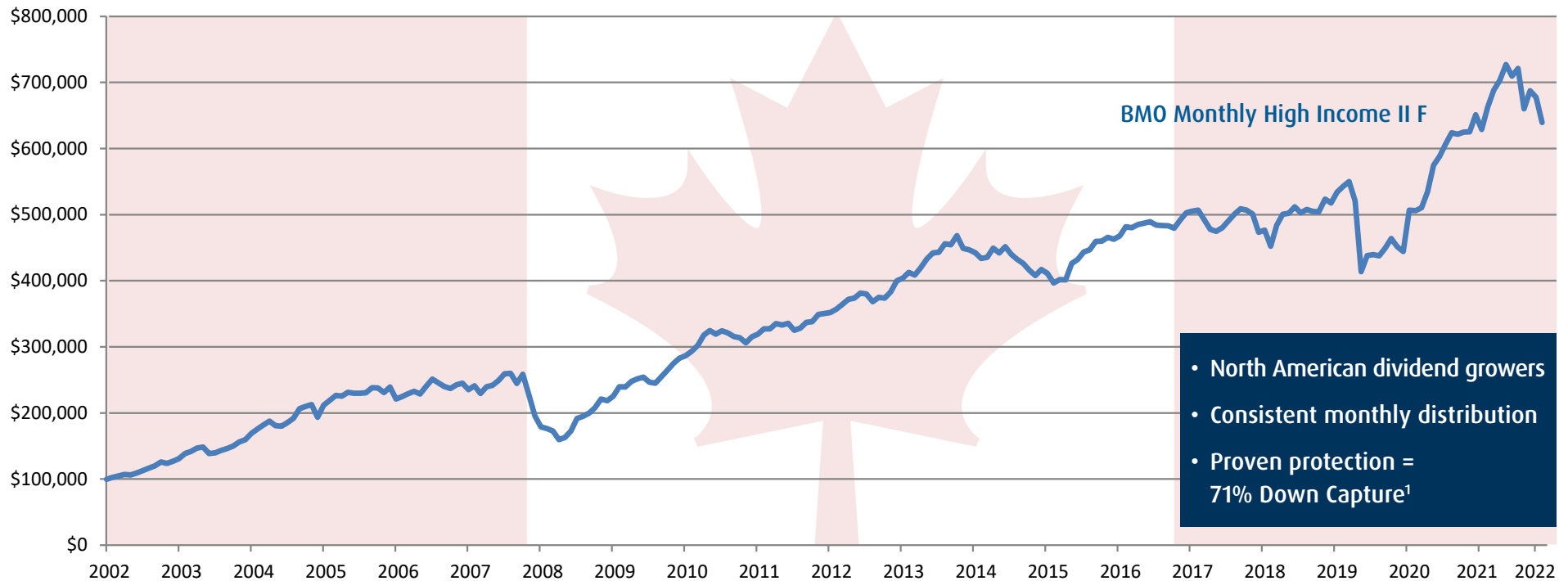


BMO Monthly High Income Fund II

Growth of \$100,000 Invested Since Inception (October 10, 2002)



Investment	2003	2004	2005	2006	2007	2008	2009	2010	2011	2012	2013	2014	2015	2016	2017	2018	2019	2020	2021	YTD	Since Inception
BMO Monthly High Income II F	34.84	26.71	24.49	2.63	7.37	-26.90	35.87	22.20	11.75	9.00	15.59	5.09	-8.55	21.46	5.16	-10.75	19.99	-6.70	30.86	-3.50	9.79
S&P/TSX Composite TR	26.72	14.48	24.13	17.26	9.83	-33.00	35.05	17.61	-8.71	7.19	12.99	10.55	-8.32	21.08	9.10	-8.89	22.88	5.60	25.09	-11.14	8.90

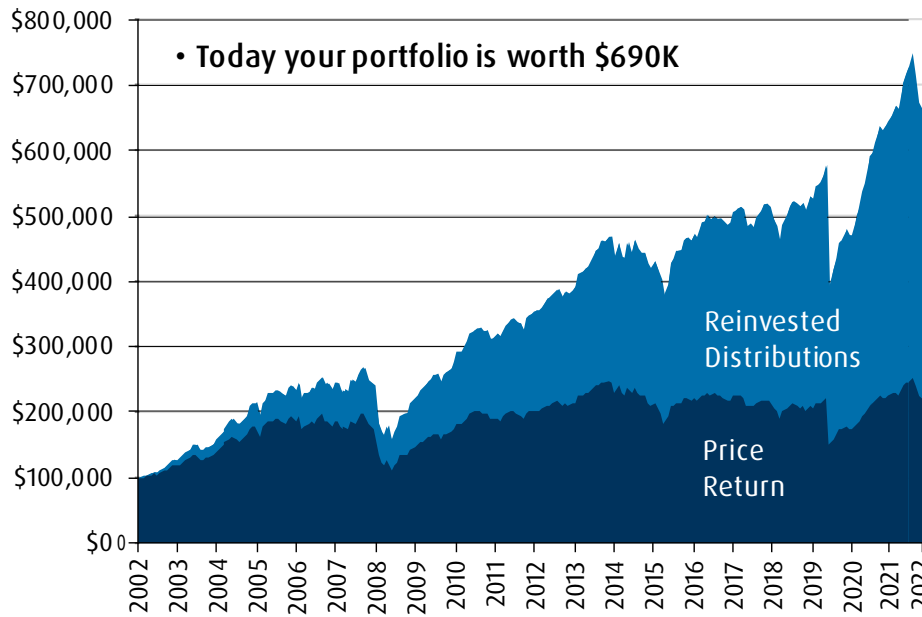
¹ Down capture ratio since inception (October 10, 2002). Up capture ratio since inception is 87%. Calculation benchmark is S&P/TSX Composite TR.

The indicated rates of return are net of management fees and includes changes in unit value and assumes reinvestment of all distributions. It does not take into account sales, redemptions, optional charges, or income taxes payable by any security holders, which would reduce returns.

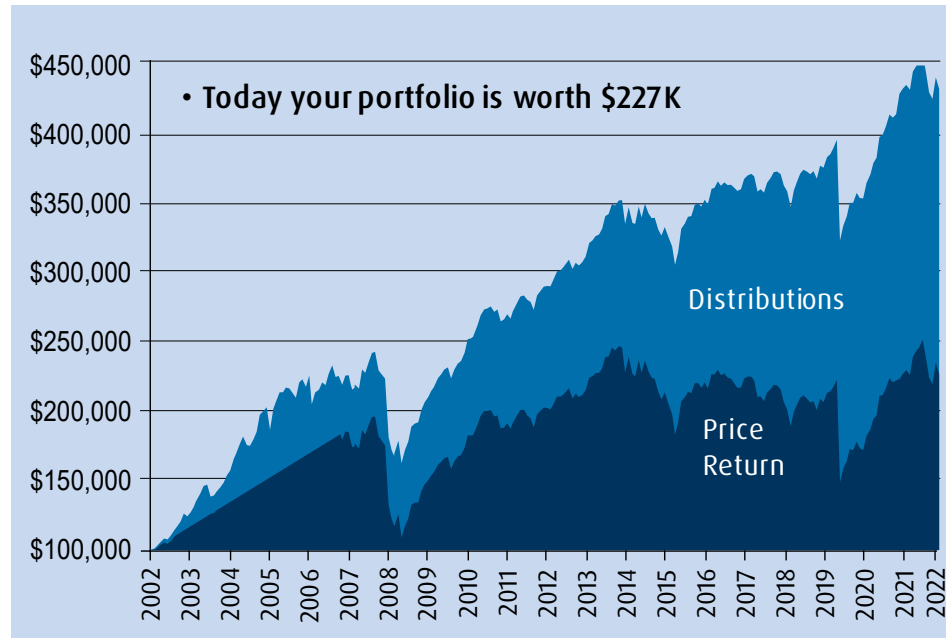
Source: BMO Global Asset Management Inc., data as of September 30, 2022.

\$100,000 investment at inception (October 10, 2002)²

Monthly distributions reinvested



Monthly distributions paid out: \$206K



Series	MER (%)	Front End*	Low Load†	DSC‡
Advisor Series	2.07	BM022619	BM022941	BM022260
F Series	0.69	BM022732	-	-
T5 Series	2.05	BM03094	BM03096	BM03095
T8 Series	2.04	BM03064	BM03066	BM03065

*Sales Charge †Low Load and DSC purchase options are no longer available for sale

² For illustrative purposes only. Reinvested distributions benefit from compounding growth and contribute to higher return over time.



All materials presented are compiled from sources believed to be reliable and current, but accuracy cannot be guaranteed. This information is distributed solely for educational purposes, and it is not to be construed as an offer, solicitation, recommendation or endorsement of any particular security, product or service.

Commissions, trailing commissions (if applicable), management fees and expenses all may be associated with mutual fund investments. Please read the ETF facts, fund facts or prospectus of the relevant mutual fund before investing. Mutual funds are not guaranteed, their values change frequently and past performance may not be repeated.

For a summary of the risks of an investment in the BMO Mutual Funds, please see the specific risks set out in the prospectus. ETF Series of the BMO Mutual Funds trade like stocks, fluctuate in market value and may trade at a discount to their net asset value, which may increase the risk of loss. Distributions are not guaranteed and are subject to change and/or elimination.

BMO Mutual Funds are managed by BMO Investments Inc., which is an investment fund manager and a separate legal entity from Bank of Montreal.

®/™Registered trade-marks/trade-mark of Bank of Montreal, used under licence.