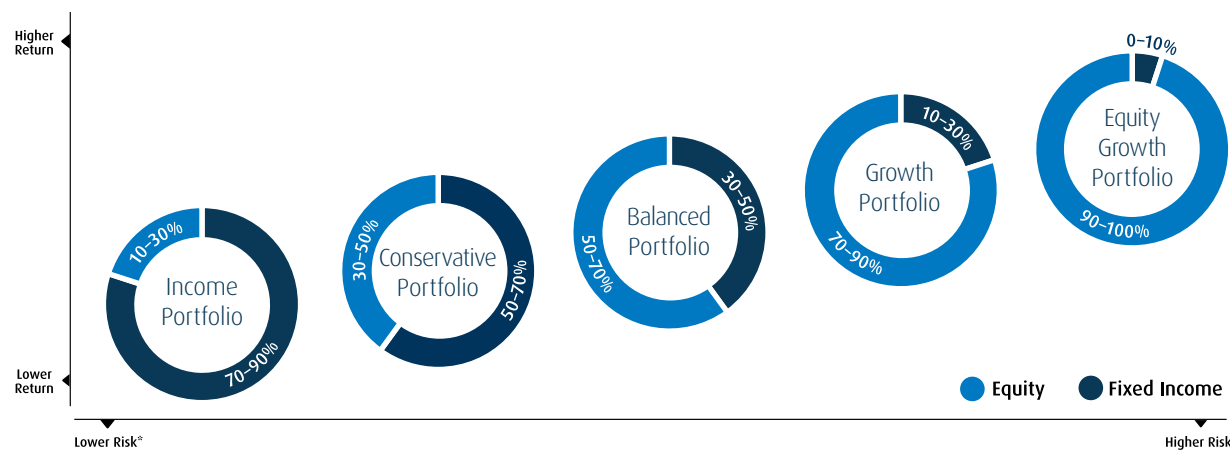


# Fact sheet: Portfolio Asset Allocation



	Income (%)	Conservative (%)	Balanced (%)	Growth (%)	Equity Growth (%)
<b>Equities</b>					
BMO S&P 500 Index ETF	8.9	12.5	19.4	25.2	27.4
BMO S&P/TSX Capped Composite Index ETF	3.2	5.7	10.8	15.7	17.2
BMO MSCI EAFE Index ETF	7.1	9.9	15.3	20.6	24.8
BMO MSCI Emerging Markets Index ETF	1.0	1.9	2.8	3.7	4.5
BMO Global Infrastructure Fund	2.1	2.5	3.2	3.7	4.0
US Vanguard Russell 1000 Growth ETF	0.4	1.0	2.5	3.8	6.6
BMO Women in Leadership Fund	0.5	0.6	1.0	1.9	4.9
BMO Global Small Cap Fund	-	0.1	1.8	1.6	2.5
iShares Global REIT ETF	2.1	2.2	2.7	2.8	2.9
BMO MSCI USA Value ETF	0.6	0.7	0.6	0.8	0.5
Royal Mint Responsibly Sourced Physical Gold ETC	1.6	2.7	3.1	4.1	3.7
Other Equity	5.7	4.6	1.8	0.5	0.7
<b>Total Equity</b>	<b>33</b>	<b>44</b>	<b>65</b>	<b>84</b>	<b>99</b>
<b>Fixed Income</b>					
BMO Core Plus Bond Fund	12.4	11.7	7.6	4.3	-
BMO Aggregate Bond Index ETF	18.6	17.2	11.1	2.7	-
BMO Mid-Term US IG Corporate Bond Index ETF	19.1	13.4	8.9	4.3	-
BMO Emerging Markets Bond Fund	5.4	4.4	2.9	1.2	-
BMO High Yield US Corporate Bond Index ETF	5.0	4.1	2.5	1.0	-
BMO Money Market Fund ETF	3.0	2.1	0.2	0.1	-
Other Fixed Income / Cash	3.4	2.6	2.0	2.0	0.5
<b>Total Fixed Income</b>	<b>67</b>	<b>56</b>	<b>35</b>	<b>16</b>	<b>1</b>

\*Risk is defined as the uncertainty of a return and the potential for capital loss in your investment. Asset Allocations as of July 31, 2024.

## Key benefits

BMO Ascent™ Portfolios apply a core-satellite approach to investing and are designed to help clients create long-term wealth. Strategic core ETF holdings serve as the portfolio’s foundation and consist of diversified investments that broadly represent the market. The satellite portion is comprised of actively managed investments that target opportunities in specific sectors, geographies or asset classes to help generate enhanced returns.

BMO Ascent™ Portfolios provide clients with a sophisticated and cost-effective solution, for a \$75,000 minimum investment.

### Expert professional management

With a proven track record for results, our expert portfolio managers are always working to add value to portfolios.

### Dynamic management

Based on ongoing market activity, portfolio managers may periodically adjust asset classes to capitalize on opportunities and minimize risks.

### Pension Style Investing

A blend of broad-based core investments with satellite opportunities, designed to enhance returns.

### Cost-effective

While featuring the advantages of managed investing, portfolios also integrate lower-cost ETFs that keep overall fees down.



## Use Series T6 for monthly cash flow

- Series T6 provides regular, predictable monthly cash flow and are similar to systematic or automatic withdrawal plans
- Customize your distribution amount up to 6% payout by mixing Series T6 and Series A

BMO Ascent Portfolios	Income	Conservative	Balanced	Growth	Equity Growth
Fund Codes Series A/T6	BMO272 / BMO277	BMO273 / BMO278	BMO274 / BMO279	BMO275 / BMO280	BMO276 / BMO282
Risk Rating	Low	Low to Medium	Low to Medium	Low to Medium	Medium
Series A MER* (%)	1.61	1.59	1.58	1.58	1.58

Minimum Investment/CSP: \$75,000/\$50



-  Drop by your local BMO Bank of Montreal branch and speak to an investment fund specialist.
-  Call BMO Investment Centre at **1-800-665-7700**.
-  Learn more at [bmo.com/mutualfunds](https://www.bmo.com/mutualfunds)

\*Management Expense Ratios (MERs) are as of September 30, 2023.

BMO Global Asset Management is a brand name that comprises BMO Asset Management Inc. and BMO Investments Inc. Commissions, management fees and expenses all may be associated with investments in mutual funds. Trailing commissions may be associated with investments in certain series of securities of mutual funds. Please read the fund facts, ETF facts or prospectus of the relevant mutual fund before investing. The indicated rates of return are the historical compounded total returns including changes in share or unit value and the reinvestment of all dividends or distributions and do not take into account the sales, redemption, distribution, optional charges or income tax payable by the unitholder that would have reduced returns. Mutual funds are not guaranteed, their values change frequently and past performance may not be repeated. For a summary of the risks of an investment in the BMO Mutual Funds, please see the specific risks set out in the prospectus. ETF Series of the BMO Mutual Funds trade like stocks, fluctuate in market value and may trade at a discount to their net asset value, which may increase the risk of loss.

S&P®, S&P/TSX Capped Composite®, S&P 500® are registered trademarks of Standard & Poor’s Financial Services LLC (“S&P”) and “TSX” is a trademark of TSX Inc. These trademarks have been licensed for use by S&P Dow Jones Indices LLC and sublicensed to BMO Asset Management Inc. in connection with the above mentioned BMO ETFs. These BMO ETFs are not sponsored, endorsed, sold or promoted by S&P Dow Jones LLC, S&P, TSX, or their respective affiliates and S&P Dow Jones Indices LLC, S&P, TSX and their affiliates make no representation regarding the advisability of trading or investing in such BMO ETF(s).

“BMO (M-bar roundel symbol)” is a registered trademark of Bank of Montreal, used under licence.